



CORNELL PUMP COMPANY

NSF 61 CERTIFIED

PUMPS FOR POTABLE WATER



EFFICIENT BY DESIGN



NSF 61 CERTIFIED

WHAT IS NSF AND NSF 61?

Founded in 1944, as the National Sanitation Foundation, NSF creates and maintains rigorous industry standards on public health and food safety. For more than 75 years, they have worked to protect and improve human health. An independent, non-for-profit, non-governmental accrediting organization, NSF works with stakeholders (industry, governments, end-users, and others) to establish standards used to certified products.

NSF/ANSI 61: Drinking Water System Components is the set of standards related to water treatment. Establishing stringent requirements on the control of equipment that comes into contact with potable (drinking) water or machinery/materials that support potable water production, NSF 61 details the minimum requirements to ensure safe drinking water.

WHO CERTIFIED CORNELL PUMPS?


Water Quality Association (WQA), an Illinois-based testing organization, provided Gold Standard WQA NSF/ ANSI 61 Standards and Product Certification on 23 Cornell Pump models. Cornell Pump will work with WQA, providing samples of products at prescribed intervals to maintain our certification. Testing schemes and Cornell Pump certification can be found on www.wqa.org

WHY IS IT IMPORTANT?

Certification allows Cornell Pump distributors to fully specify our pumps in installations that require NSF/ANSI 61 certification, and highlights our commitment to quality manufacturing standards.



CORNELL 4HH-CC NSF-CERTIFIED MODEL



CORNELL 5YB-CC NSF-CERTIFIED MODEL

POTABLE WATER PUMPS

WHAT MODELS ARE COVERED?

Cornell covers these 23 models, wet end components, and all mounting configurations are available:

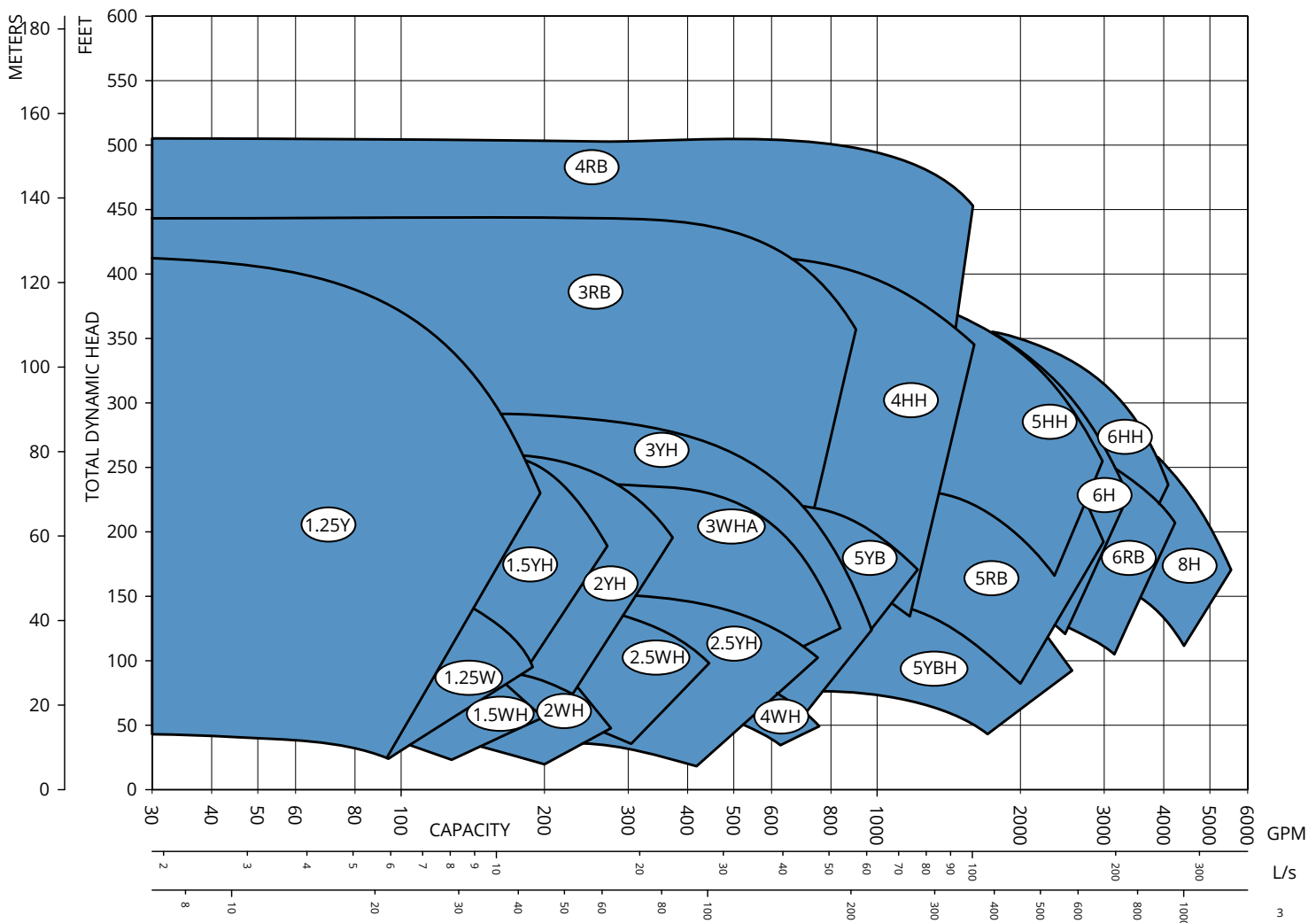
DISCHARGE SIZE	NSF 61 CERTIFIED MODELS
1.25-1.5"	1.25W, 1.25Y, 1.5WH, 1.5YH
2" to 2.5"	2WH, 2YH, 2.5WH, 2.5YH, 2.5WB
3"	3RB, 3WHA, 3YH
4"	4HH, 4RB, 4WH
5"	5HH, 5RB, 5YB, 5YBH
6" or greater	6H, 6HH, 6RB, 8H

This wide swath of certified offerings allow heads from under 40' to over 500', flows from 30 GPM to near 6,000 GPM, PSI of 15.5 to 216, and a wide range of temperature tolerance. NPSHR requirements as low as 4'.

Designed for potable water applications in municipalities, as well as housing developments, these Cornell pumps can be used to transfer water from rivers, wells, and reservoirs to treatment facilities, intra-facility, and to end-users. Useful in retrofits to abate lead and other contaminant issues. Also applicable in agricultural irrigation where lead content is regulated.

COMPLIANCE ON OTHER MODELS

Cornell has provided compliance documentation for the NSF 61 standard for decades. If an end-user needs lead testing compliance on 0.25% or less lead content, we can provide that information on other pump series, where applicable. Useful in whole system-compliant waste water applications.






MARKET AND PRODUCT LINE




AGRICULTURE



FOOD PROCESS



INDUSTRIAL



MINING



MUNICIPAL




WATER
TRANSFER




REFRIGERATION




CONSTRUCTION




SLURRY



SLURRY SM



MANURE



CUTTERS




SELF PRIMING



HIGH FLOW



MX SERIES



N SERIES



CYCLONE™



EDGE™



HYDRAULIC
SUBS



IMMERSIBLE



CD4MCU



RUN-DRY™



PRIMING
SYSTEMS



CYCLOSEAL®

Cycloseal® and Redi-Prime® are Registered Trademarks of Cornell Pump Company.

Cornell pumps and products are the subject of one or more of the following U.S. and foreign patents:
6,074,554; 6,036,434; 6,079,958; 6,309,169.

CORNELLPUMP.COM
©2019 CORNELL PUMP COMPANY



Cornell Pump Company
Clackamas, Oregon, USA
P: +1 (503) 653-0330
F: +1 (503) 653-0338

AUTHORIZED CORNELL PUMP DISTRIBUTOR



+1 360 . 314 . 2692
+1 360 . 521 . 7524



jlewis@centexfp.com
www.centexfp.com



7600 NE 47th Avenue
Vancouver, WA 98661 - USA

