



CORNELL PUMP COMPANY

CHOPPER PUMP

WITH REPLACEABLE CUTTER BARS



EFFICIENT BY DESIGN





CHOPPER PUMPS

THE CORNELL CHOPPER PUMP

The Cornell's Chopper pump is ideally suited for chopping solids. The standard casing for this pump is ASTM A536 grade 65-45-12 ductile iron. The replaceable cutter bar is T1 tool steel heat treated to a minimum 600 Brinell hardness. Standard construction includes a heat treated cast steel impeller. Back-to-back angular contact ball thrust bearings and single ball radial bearings make for smooth operation. Each pump is fitted with a John Crane type 2, tungsten carbide single mechanical seal. The Cornell chopper pump is a heavy-duty performer.

CHOPPER FEATURES

- Heavy-duty construction
- A variety of Mounting Configurations
- Frame mounted or close coupled configurations
- Vertical and horizontal configurations
- Cornell Cycloseal® with long-life mechanical seal

CHOPPER BENEFITS

- Eliminates the vast majority of clogging problems
- Chops solids up to 2"
- No seal flush system necessary
- Efficiency to 65%
- TDH up to 250'
- Operating speeds to 2200 RPM

TYPICAL APPLICATIONS

- Lift Stations
- Septage Receiving
- Sludge Transfer and Recirculation
- Digester Scum Blankets
- Clarifier Scum


*Chopper pump operating
at a treatment plant.*



THE CORNELL ADVANTAGE

One of the greatest advantages of the Cornell chopper pumps is our cycloseal flush system, eliminating the need for costly flush piping systems and thousands of gallons per year of wasted flush water. Our pumps are ruggedly built and require minimal maintenance. A variety of mounting configurations are available to fit your application needs.

Standard construction of Cornell Chopper pumps includes a ductile iron case, replaceable cutter bars of T1 tool steel, and a heat treated cast alloy steel impeller to a minimum 600 Brinell hardness, stainless steel shaft sleeve and John Crane Type 2 tungsten carbide vs silicon carbide mechanical seal.



MODEL	DISCHARGE	SUCTION	CAPACITY	HEAD (TDH)
4NC	4"	6"	UP TO 1,300 GPM	UP TO 250'
6NC	6"	8"	UP TO 2,400 GPM	UP TO 250'



MARKET AND PRODUCT LINE




AGRICULTURE



FOOD PROCESS



INDUSTRIAL



MINING



MUNICIPAL




WATER
TRANSFER




REFRIGERATION




CONSTRUCTION




SLURRY



SLURRY SM



MANURE



CUTTERS




SELF PRIMING




HIGH FLOW



MX SERIES



N SERIES



CYCLONE™



EDGE™



HYDRAULIC
SUBS



IMMERSIBLE



CD4MCU



RUN-DRY™



PRIMING
SYSTEMS



CYCLOSEAL®

CycloSeal® and Redi-Prime® are Registered Trademarks of Cornell Pump Company.

Cornell pumps and products are the subject of one or more of the following U.S. and foreign patents: 3,207,485; 3,282,226; 3,295,456; 3,301,191; 3,630,637; 3,663,117; 3,743,437; 4,335,886; 4,523,900; 5,489,187; 5,591,001; 6,074,554; 6,036,434; 6,079,958; 6,309,169; 2,320,742; 96/8140; 319,837; 918,534; 1,224,969; 2,232,735; 701,979 and are the subject of pending U.S. and foreign patent applications.

CORNELLPUMP.COM
©2019 CORNELL PUMP COMPANY



Cornell Pump Company
Clackamas, Oregon, USA
P: +1 (503) 653-0330
F: +1 (503) 653-0338

AUTHORIZED CORNELL PUMP DISTRIBUTOR



+1 360 . 314 . 2692
+1 360 . 521 . 7524



jlewis@centexfp.com
www.centexfp.com



7600 NE 47th Avenue
Vancouver, WA 98661 - USA

